

Your Oasesbox®

How to use Your **Oasesbox®**.

Experience the wonder and joy of beautiful, healthy plants



<http://www.oasesbox.com>



Your Oasesbox®

Congratulations to Your **Oasesbox®**:

- **Oasesbox® Easy Beginning** 1 Unit
- **Oasesbox® Starter Pack** 3 Units

In your **Oasesbox®** sets, single or triple, you should have received:

Oasesbox® *Green Planter* x 3 in triple)

Oasesbox® *Black Insert* x 3 in triple)



Place the *Insert* into the *Planter*...and you are ready to plant. It is really that easy.

How to use Your Oasesbox®



Due to its versatility, you have many options when setting up your **Oasesbox®**. Each unit interconnects with the next simply allowing many combinations and attractive designs. Depending on the number of units of **Oasesbox®** you have purchased, you can create the combination which suits you best. It really depends on your individual gardening requirements. Some choose to use the **Oasesbox®** in a stand-alone manner for growing plants or flowers. Others combine it with a grow bag choosing to grow e.g. vegetables or herbs together in a contained small garden. The linear arrangement of 3 **Oasesbox®** units fits the length and width of an English grow bag.

Indoors or outdoors the **Oasesbox®** is flexible to be used and can provide great results for a multitude of different plants and flowers. **Oasesbox®** will serve all sorts of requirements.

The linear setting, also shown in combination with a standard grow bag.



Here are some suggestions how to combine **Oasesbox®** with each other.



Planting Your Oasesbox®


Put the *Insert* into the *Planter* and fill the cone with potting compost or soil. Carefully pack the compost or soil down into the centre of the cone. Next, fill the *Planter* with water through the connection holes at the side: 15 litres for water loving plants, 10 litres otherwise.



Once you have filled the *Insert* you are ready to start planting your flowers or plants. There is no need to wait until the water has been soaked-up by the potting earth.



The secret of the **Oasesbox®** is, that the water is being absorbed directly by the roots of the plants or flowers taking only as much as required. If your plants or flowers require much water, fill the water in the container(s) to approx. 15 litres. Otherwise 10 litres are recommended. This keeps your plants or flowers sufficiently hydrated and the water reservoir can last up to 2 - 3 weeks before you need to top up depending on the environmental conditions.





Benefits of Oasesbox®

Plants get the amount of water they need at all times with Oasesbox®

The main benefit for plants and flowers in an **Oasesbox®** is that water is available from the reservoir at all times. Your plants and flowers simply take water when needed. The design of the **Oasesbox®** ensures an even water uptake from the water reservoir.

Longer watering intervals with Oasesbox®

To keep your plants and flowers happy and healthy you don't have to do much. Just check the water level and refill the reservoir regularly depending on plants and on environmental conditions. Water loving plants will take more, others require less. This limits the time interval between watering. Once the water level is low, top-up to the water in the reservoir. The **Oasesbox®** is designed to help conserve water since no excess water is lost into the environment.

Drought prevention with Oasesbox®

Gardeners need to be aware of the negative effects of dry periods (drought) on plant growth and health. The **Oasesbox®** reservoir makes the water available to the plants in an economical way and allows a reduced frequency in watering since the reservoir will last from days – weeks depending on the plants requirements and environmental conditions. This keeps the drought away from your plants and flowers.

No overhead watering with Oasesbox®

Water on leaves and fruits is generally an invitation to fungal diseases such as mildew. Every gardener knows this issue. With **Oasesbox®** there is no need for overhead watering and diseases like mildew occur less frequent.

Economical water usage with Oasesbox®

The overhead watering also leads to evaporation by the sun and water wastage due to run-off. With **Oasesbox®** no water is lost.

Oasesbox® encourages healthy root growth

The **Oasesbox®**-system encourages a strong and robust root growths of plants and flowers, which ensures healthy plants.